

HOW TO APPLY FOR HORSES AT RISK GRANT



Prepare

Gather your documents for upload:

- IRS letter confirming 501(c)3 status
- Proof of good standing with the applicable Secretary of State
- Detailed budget



Apply

The Foundation uses **Cadium** to collect and review **online grant applications**.

- ✓ Create an account & complete the **Account Profile**.
- ✓ **Start a New Application**
- ✓ Complete the **Task List**. All tasks must be completed before proceeding to the Summary Review and **Submit** button. You can save and return to the application at any time.



1. Title Page



2. Upload Eligibility Documents & Budget

Be sure to complete the specific budget template for this grant.



3. Grant Proposal Section



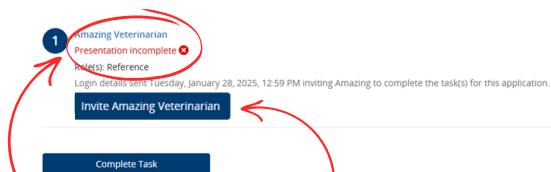
4. AAEP Member Veterinary Reference

Here you invite your reference to contribute to your application via an emailed link.




5. Reference Only Presentation

This task is completed by the reference, however you MUST monitor and click "Complete Task".




If you see this, click "Invite Reference Name" button to resend them the link to complete the task.



If you see this, click the "Complete Task" button.

- ✓ Lastly, Review the **Application Summary** and click the **"Submit"** button.



Submission Deadline: February 28, 2025